AccuCath Ace™ Intravascular Catheter

The AccuCath Ace™ Intravascular Catheter integrates a coiled tip Nitinol guidewire, blood control valve, and needlestick safety feature with a power-injectable catheter. Engineered to minimize the need for unnecessary needle advancement that may lead to vessel damage and complications, the AccuCath Ace™ device's patented guidewire technology was created to help navigate vessel anatomy for atraumatic delivery. When compared to conventional IV catheters, the AccuCath Ace™ Intravascular Catheter System is designed to increase first attempt success, reduce complication rates, extend dwell times, increase patient satisfaction, and lower overall costs to the provider.[1]

[1]Idemoto et al. (2014) The AccuCath™ Intravenous Catheter System With Retractable Coiled Tip Guidewire and Conventional Peripheral Intravenous Catheters: A Prospective, Randomized, Controlled Comparison. Journal of the Association of Vascular Access, 19(2), 94-102

BD

Did You Know?

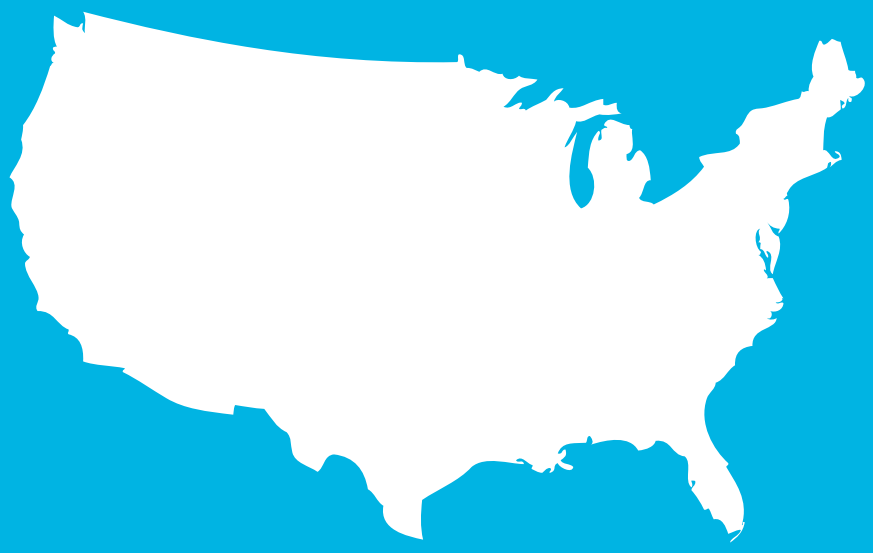

>300 Million peripheral IVs are sold each year in the United States.[3]

60 - 90%
of hospitalized patients require an IV.[3]

It has been reported that conventional peripheral IVs have an overall **failure rate of**

35 - 50%[3]

[3]Helm et al. Accepted but Unacceptable: Peripheral IV Catheter Failure. J Infus Nurs. 2015; 38(3):189-203.

The opinions and clinical experiences presented herein are for informational purposes only. Individual results may vary depending on a variety of patient specific attributes.

Solution:

In a published clinical study[2], when compared to a conventional IV catheter a 1 inch AccuCath™ Intravascular Catheter was shown to:

- Extend Dwell Times
  Requires Fewer PIV Devices
- May Reduce Complication Rates
  Provides Uninterrupted IV Therapy
  Potentially Reducing Length of Stay
- Increase Patient Satisfaction
- Increase First Attempt Success
- Lower Overall Costs to the Provider

[2]Idemoto et al. (2014) The AccuCath™ Intravenous Catheter System With Retractable Coiled Tip Guidewire and Conventional Peripheral Intravenous Catheters: A Prospective, Randomized, Controlled Comparison. Journal of the Association of Vascular Access, 19(2), 94-102

Compassion-guided technology

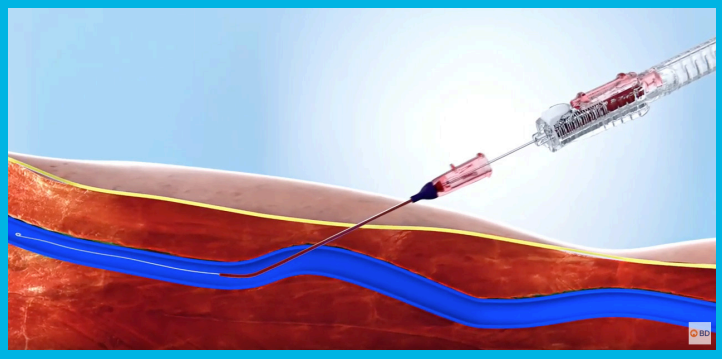



AccuTip™ Nitinol Guidewire

Coiled tip guidewire engineered to navigate tortuous vessel anatomy for atraumatic delivery. Designed to minimize the need for unnecessary needle advancement that may lead to vessel damage and complications.

AccuCath Ace™ Intravascular Catheter

Features:

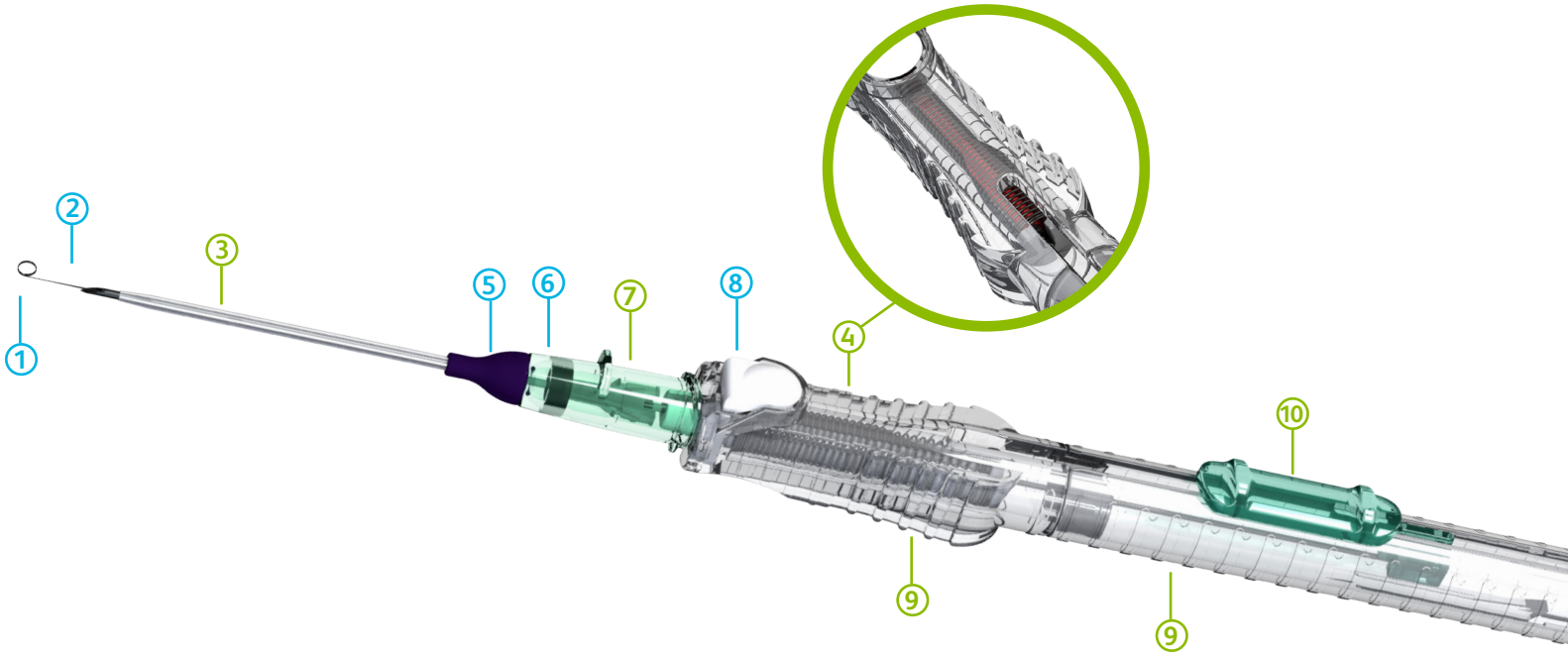

1 AccuTip™ Nitinol Guidewire

2 Echogenic Guidewire Design
Guidewire is designed with echogenicity to aid in insertion when using ultrasound devices.

3 BD Instaflash™ Needle Technology
Allows for the immediate visual confirmation of vessel entry. Designed to mitigate the potential for intima damage and vessel perforation. This unique feature is made possible through a small notch in the needle cannula.

4 AccuFlash™ Secondary Flash Chamber
Secondary blood flash chamber designed to give clinicians an additional indicator of successful cannulation/vascular access.

5 Power Injectable
Indicated for maximum power injection with contrast media at 6mL/sec, 300psi.

6 Blood Control Valve[1]
Designed to reduce blood flow into the catheter hub after insertion until a secure luer connection is made.

7 Improved Flow Actuator[3]
Redesigned to improve flushability of catheter hub.

8 Needlestick Safety[2]
Built-in needlestick safety spring retracts at the push of a button.

9 Textured Grip Housing[3]
Designed for device control during placement.

10 Colored Guidewire Slider[3]
Designed for visibility and identification of the gauge size.

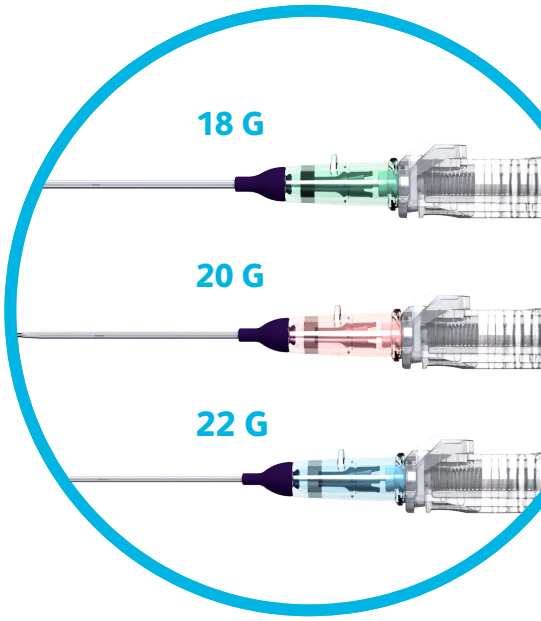

[1] Blood leakage from the hub may occur unless a complete luer connection is made within 10 seconds.

[2] If needle retraction does not occur, depress white button again. If the needle does not retract on the second attempt, carefully withdraw the needle and guidewire, place in a secure container, and contact BD.

[3] As compared to AccuCath™ Intravascular Catheter.

Kit components	Basic tray components	Intermediate tray components
AccuCath Ace™ Intravenous Catheter	1	1
AC12012 StatLock™ IV Ultra Stabilization Device 50	1	1
Skin prep pad	1	1
Adhesive foam strips	-	2
Alcohol wipe	-	1
Tourniquet	-	1
Chloraprep™ Applicator, 3 mL	-	1
Tegaderm™ 1616 dressing	-	1
Surgical tape	-	1
Gauze, 2”x 2”	-	2
Gauze, 4”x 4”	-	2
12” Intraoperative probe cover	-	1
Extension set	-	1

Intermediate tray

Basic tray product codes

Code	Size	Length	Maximum power injection flow rate	Case QTY
AC1181250	18 GA	1.25 in	6 mL/sec	20
AC1201250	20 GA	1.25 in	6 mL/sec	20
AC1221250	22 GA	1.25 in	6 mL/sec	20
AC1182250	18 GA	2.25 in	6 mL/sec	20
AC1202250	20 GA	2.25 in	6 mL/sec	20

Intermediate tray product codes

Code	Size	Length	Maximum power injection flow rate	Case QTY
AC1181252	18 GA	1.25 in	6 mL/sec	10
AC1201252	20 GA	1.25 in	6 mL/sec	10
AC1221252	22 GA	1.25 in	6 mL/sec	10
AC1182252	18 GA	2.25 in	6 mL/sec	10
AC1202252	20 GA	2.25 in	6 mL/sec	10

Indications for Use: The AccuCath Ace™ Intravascular Catheter is inserted into a patient's vascular system to sample blood, monitor blood pressure, or administer fluids intravenously. This device may be used with consideration given to adequacy of vascular anatomy, appropriateness of the solution being infused, and duration of therapy. The AccuCath Ace™ IV Catheter is suitable for use with power injectors.

Contraindications: This device is not designed, sold, or intended for use except as indicated.

Please consult product labels and inserts for any indications, contraindications, hazards, warnings, cautions, and instructions for use.

BD, 605 North 5600 West, Salt Lake City, Utah 84116 USA
Main: 801.522.5000 Customer Service: 1.800.545.0890
Clinical Information: 1.800.443.3385

bd.com

BD, the BD Logo, AccuCath Ace, AccuCath, AccuFlash, BD Instaflash and StatLock are trademarks of Becton, Dickinson and Company or its affiliates. © 2020 BD. All rights reserved. BD-14413 (3/19)